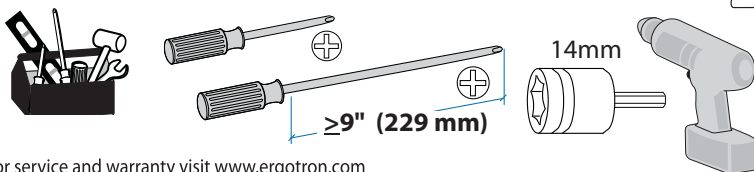
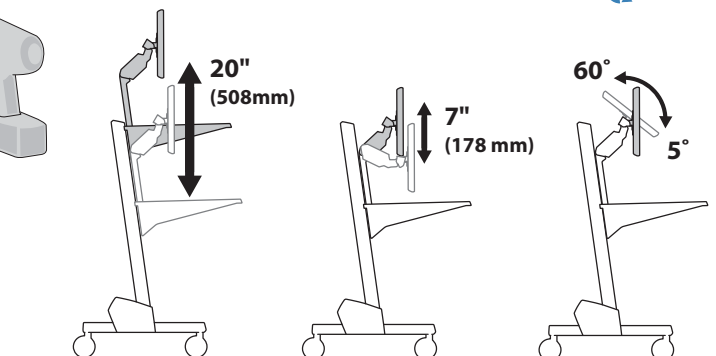
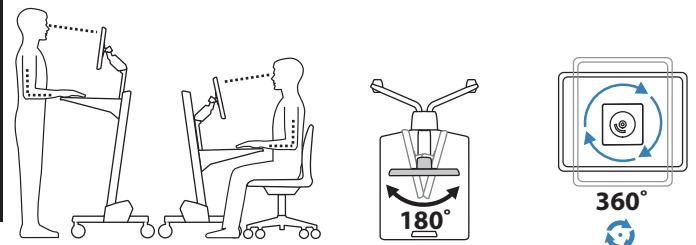
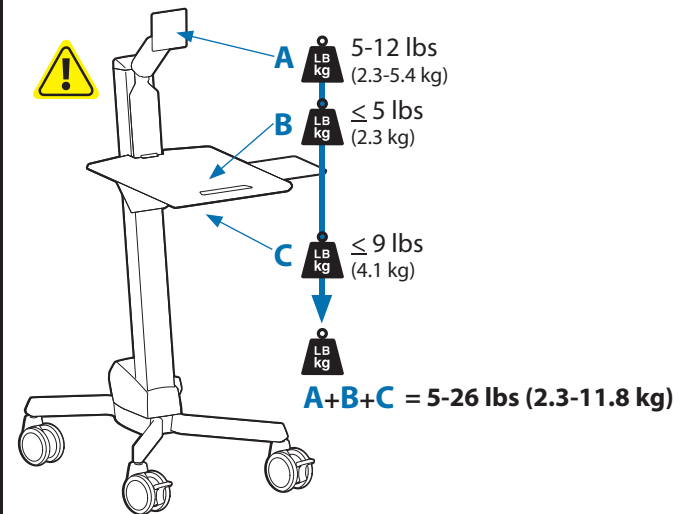
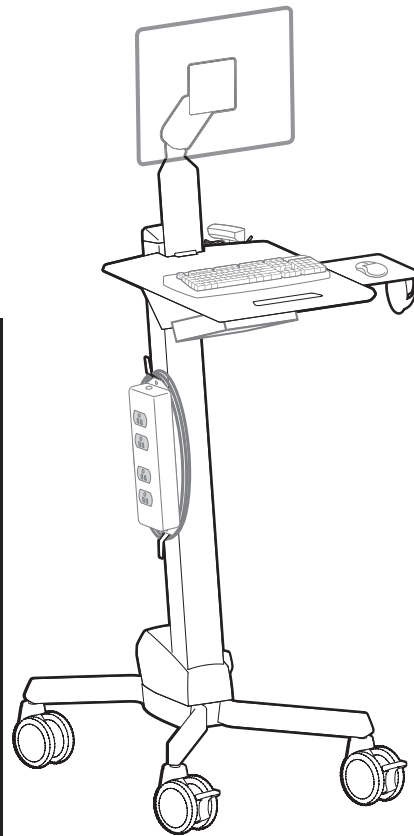


www.ergotron.com
 USA 1-800-888-8458
 Europe +31 (0)33-45 45 600
 China 86-769-86018920

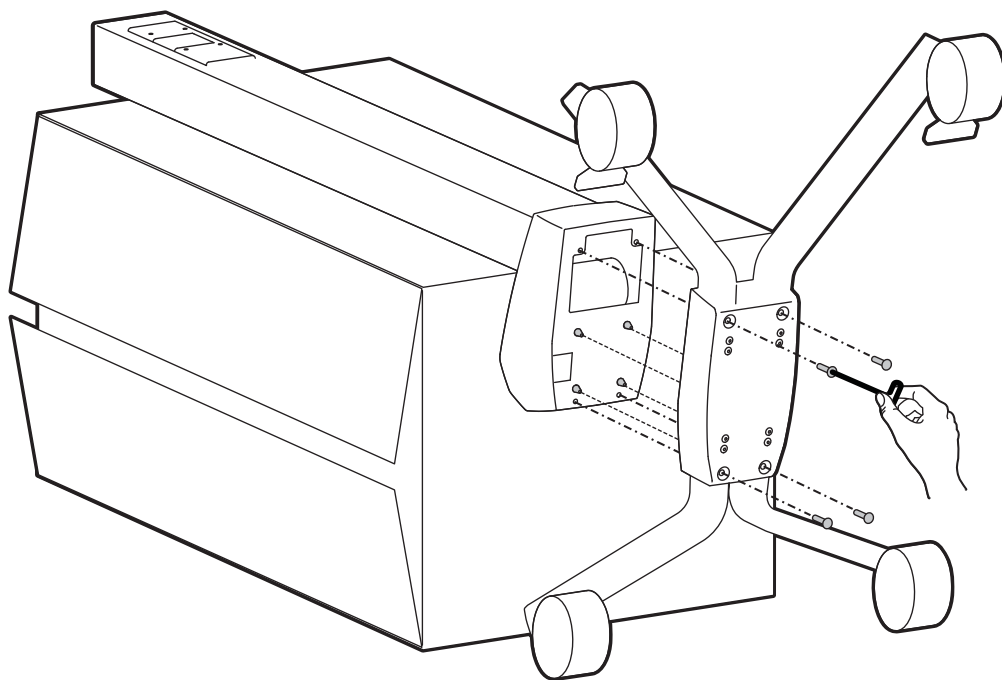
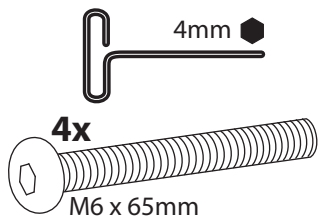
ASSEMBLY INSTRUCTIONS
Instrucciones de instalación
Notice d'assemblage
Montageanleitungen
Installatie instructies
Manuali d'Istruzione
 取扱説明書
 安装说明
 설치 안내

	A	B	C
1	1x	1x 1x	4x M5 x 16mm
2		1x	4x M5 x 20mm
3		1x	2x M5 x 20mm Security Screw Tornillo de seguridad Vis de sécurité Sicherheitsschraube mit Innenfünfkant Veiligheidssleutel Vite di sicurezza 固定ネジ 安全螺丝 Security Screw(안전 스크루)
4		8x M4 x 10mm	
5		4x M4 x 10mm	1x
6	1x	1x	5-sided Security Wrench Llave de seguridad pentagonal Clef Allen de sécurité Fünfkant-Inbusschlüssel 5-kantige veiligheidsleutel Chiave pentagonale di sicurezza 5角固定用レンチ 5角安全扳手 5면 Security Wrench(안전 렌치)
7			
8			4x M6 x 65mm
9	2x		1x
10	2x	2x	1x
11	4x 2x	8x	4x M5 x 16mm

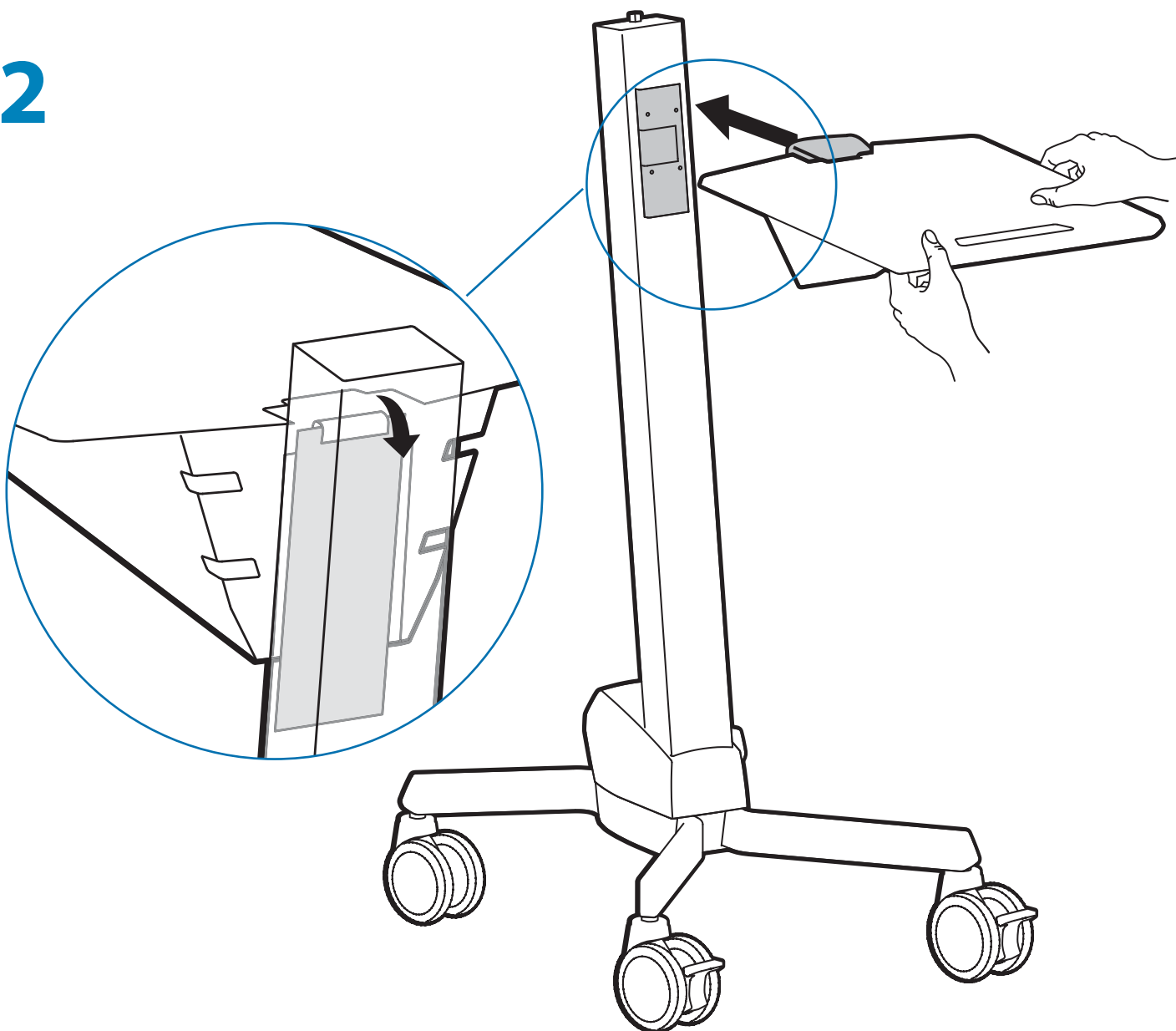


For service and warranty visit www.ergotron.com
 Si desea información de servicio y garantía, visite www.ergotron.com
 Pour toute question concernant la garantie ou le service client, consultez www.ergotron.com
 Weitere Informationen zu Service und Gewährleistung erhalten Sie unter www.ergotron.com.
 Ga voor service en garantie naar www.ergotron.com
 Per assistenza e la garanzia visitare www.ergotron.com
 Gå in på www.ergotron.com för service och garanti
 サービスおよび保証について詳しくは、www.ergotron.com をご覧ください。
 有关服务和保修，请访问 www.ergotron.com

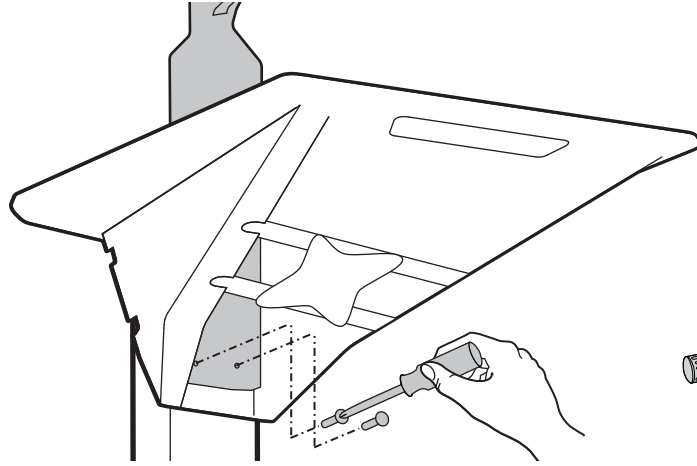
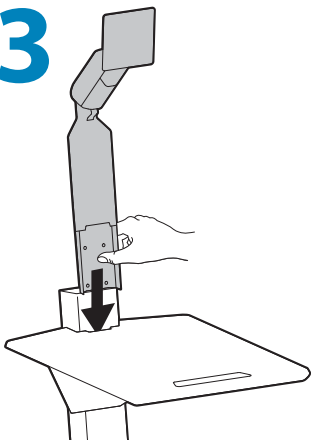
1



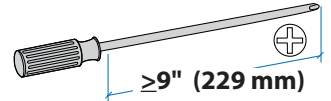
2



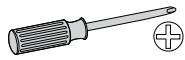
3



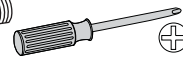
2x
M5 x 16mm



4x
M5 x 20mm



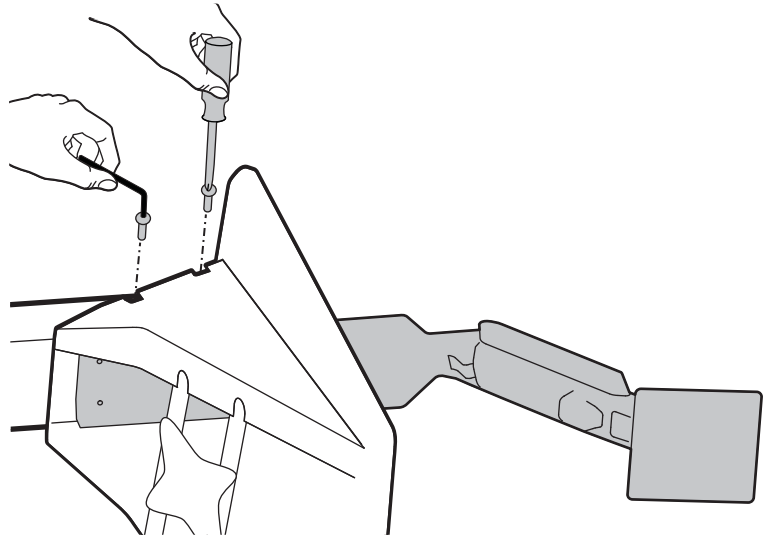
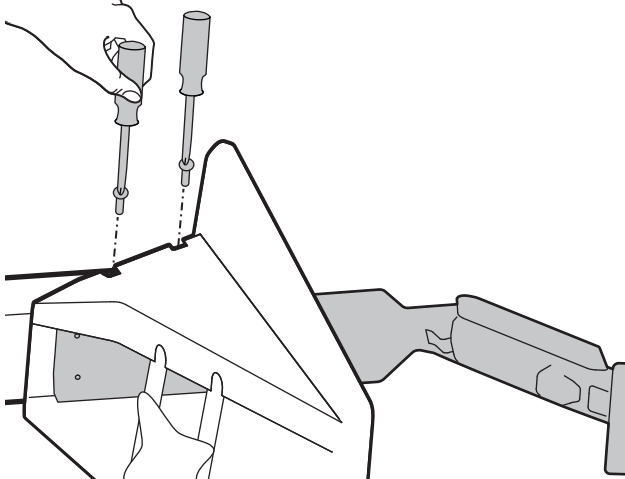
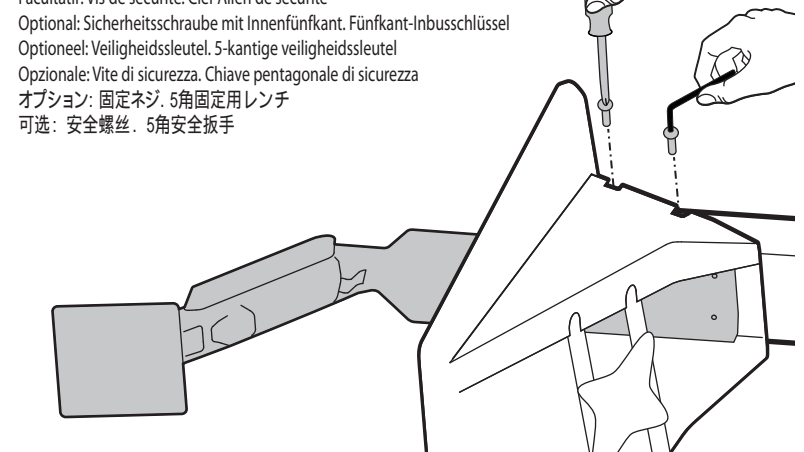
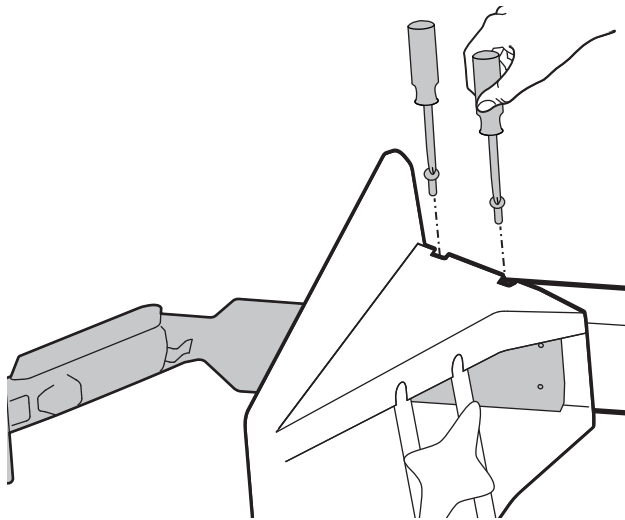
2x
M5 x 20mm



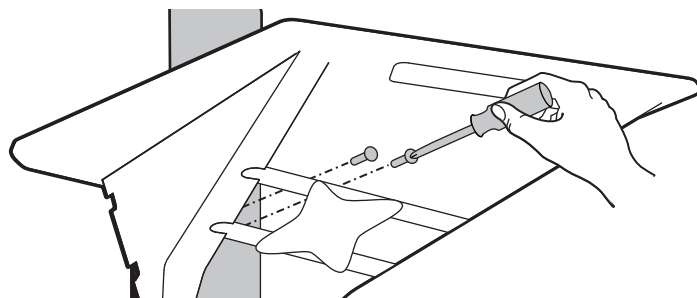
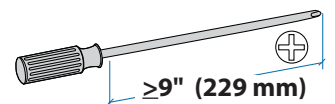
2x
M5 x 20mm

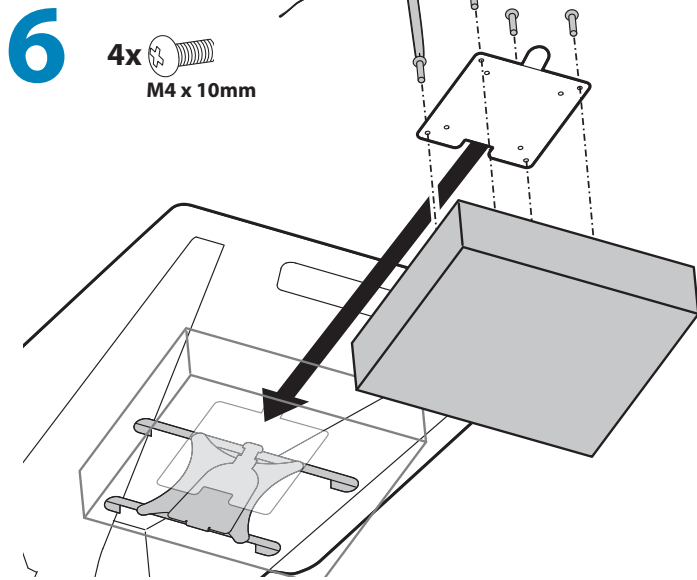
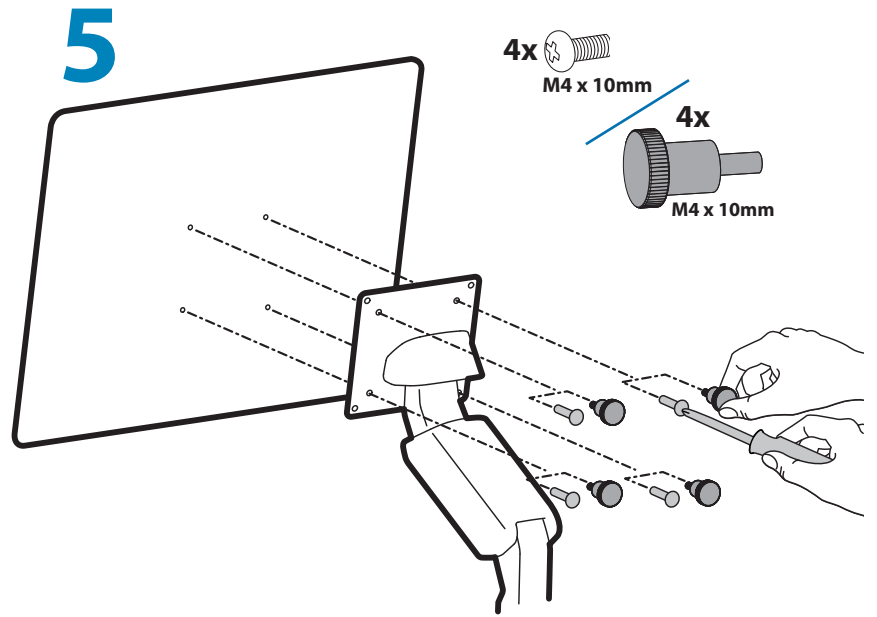
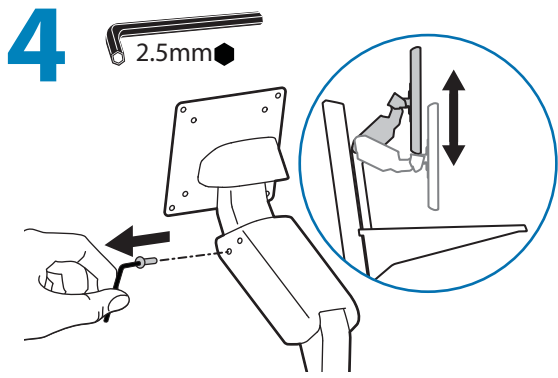


OPTIONAL: Security Screw. 5-sided Security Wrench
Opcional: Tornillo de seguridad. Llave de seguridad pentagonal
Facultatif: Vis de sécurité. Clef Allen de sécurité
Optional: Sicherheitsschraube mit Innenfünfkant. Fünfkant-Inbusschlüssel
Optioneel: Veiligheidsleutel. 5-kantige veiligheidsleutel
Opzionale: Vite di sicurezza. Chiave pentagonale di sicurezza
オプション: 固定ネジ. 5角固定用レンチ
可选: 安全螺丝. 5角安全扳手



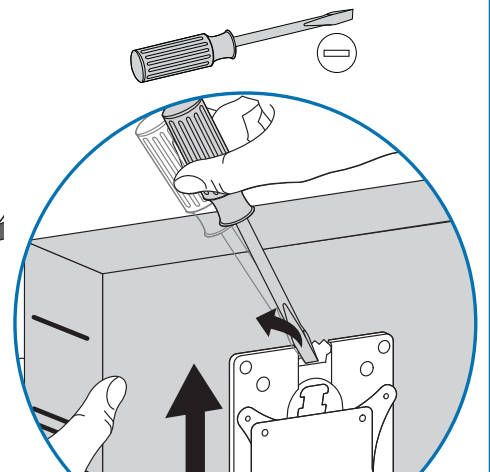
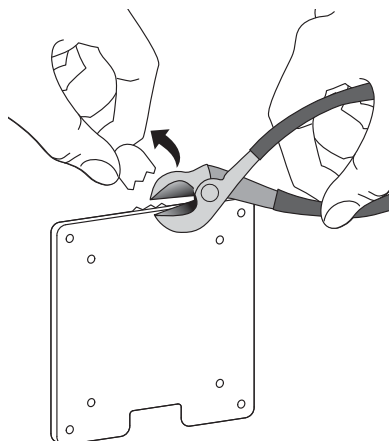
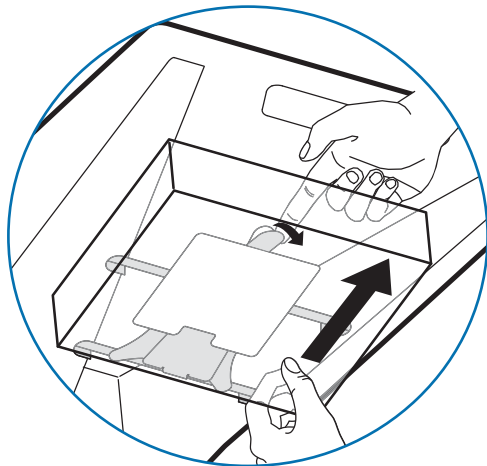
2x
M5 x 16mm



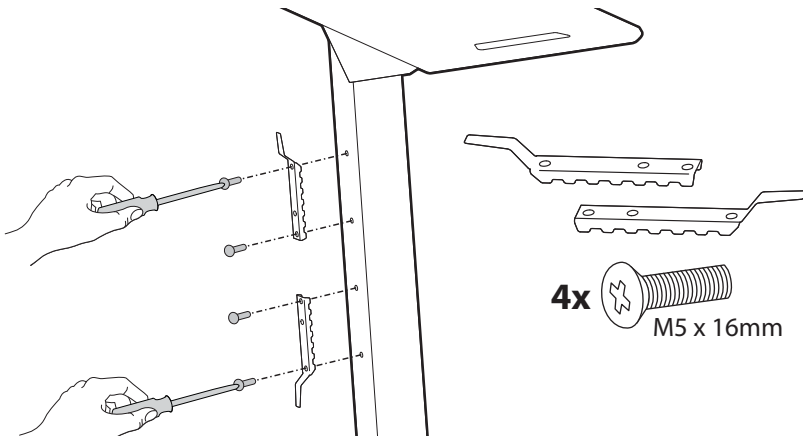


How to remove CPU
 Cómo quitar la CPU
 Retrait de l'unité centrale
 Abnehmen des CPU
 Het verwijderen van de CPU
 Come rimuovere la CPU
 CPUの取り外し方
 如何取下 CPU

Tamper Proof Option
 Opción de protección contra manipulación
 Option d'infraudabilité
 Manipulationsichere Option
 Optie diefstalbestendigheid
 Opzione antimanomissione
 タンパープルーフ オプション
 防盜选件



7



4x M5 x 16mm

Mounting Holes
Orificios de montaje
Trous de montage
Befestigungslöcher
Montageopeningen
Fori di montaggio
マウントホール
安装孔

2x M4

Fasteners supplied with Ergotron Medical-Grade Power Strip.
 La regleta de enchufes de calidad médica de Ergotron incluye abrazaderas.
 Fixations fournies avec le câble d'alimentation de niveau médical d'Ergotron.
 Im Lieferumfang der Ergotron-Steckdosenleiste für den medizinischen Gebrauch enthaltene Befestigungsmittel.
 Bij de Medical Grade Power Strip van Ergotron geleverde bevestigingsmaterialen.
 Dispositivi di fissaggio forniti con la presa multipla per apparecchi medicali Ergotron.
 エルゴトロン医療レベル パワー ストリップに付属のファスナー。
 Ergotron 医用電源插板附带的紧固件。

Fasteners supplied with Ergotron Standard 6 Outlet Power Strip.
 La regleta de 6 enchufes de calidad estándar de Ergotron incluye abrazaderas.
 Fixations fournies avec le câble d'alimentation 6 prises standard d'Ergotron.
 Im Lieferumfang der Standard-Ergotron-6-Steckdosenleiste enthaltene Befestigungsmittel.
 Bij de Standard 6 Outlet Power Strip van Ergotron geleverde bevestigingsmaterialen.
 Dispositivi di fissaggio forniti con la presa multipla standard (6 prese) Ergotron.
 エルゴトロン標準6コンセント パワー ストリップに付属のファスナー。
 Ergotron 标准 6 插口电源插板附带的紧固件。

2x M4 2x

2x 2x

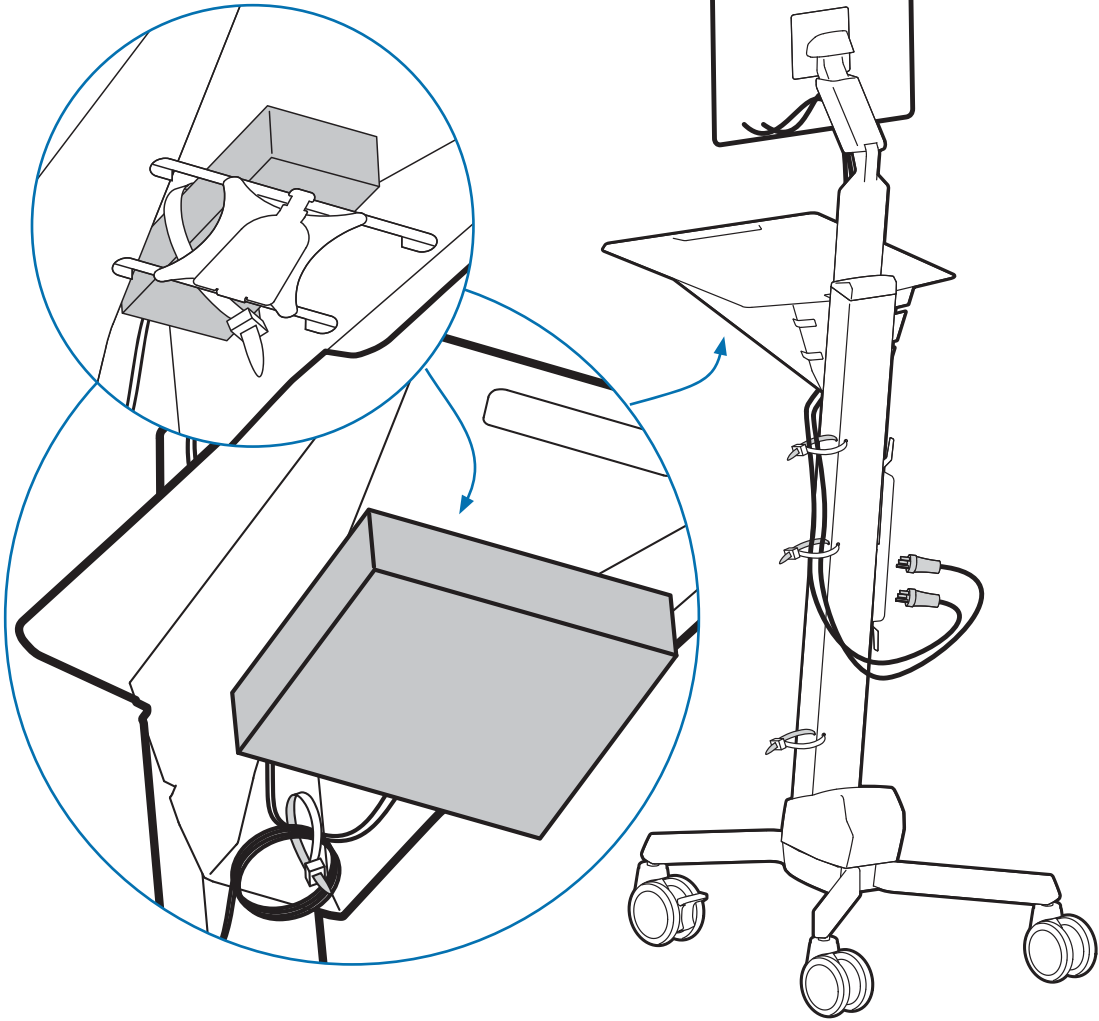
2x

60

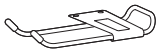
Sterile Alcohol Prep

Sterile Alcohol Prep

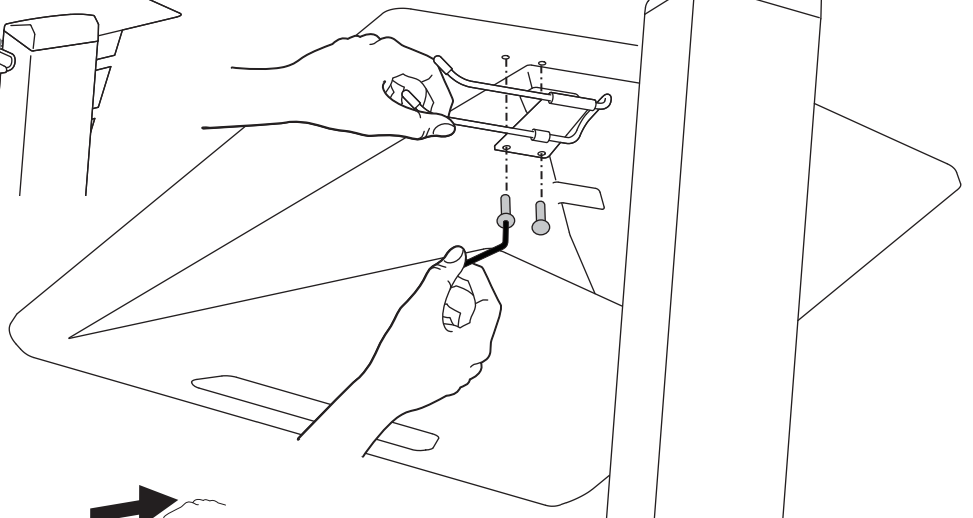
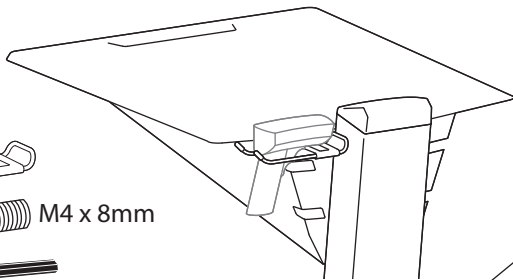
8



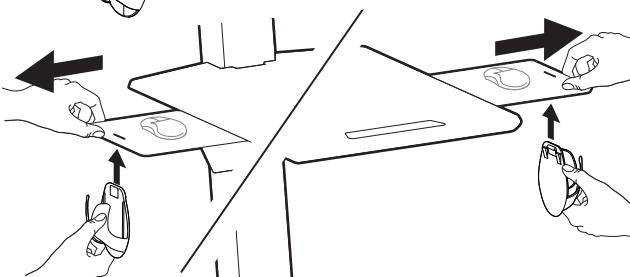
9



2x M4 x 8mm



10



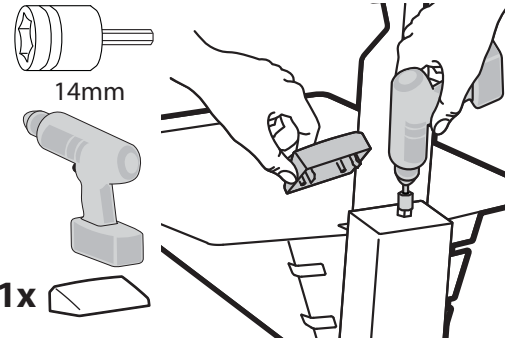
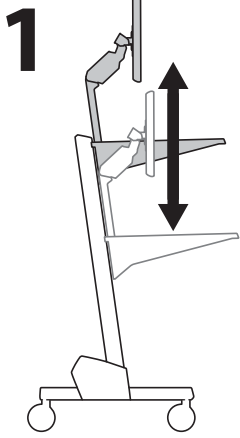
11 Adjustment · Ajuste · Réglage · Einstellung · Instellen · Regolazione · 調整 · 调节 · 조절



Follow these instructions to tighten or loosen tension.
 Siga estas instrucciones para ajustar o aflojar la tensión.
 Suivez ces instructions pour desserrer ou resserrer la tension.
 Befolgen Sie diese Anleitung, um die Spannung zu lockern oder zu verstärken.
 Volg deze instructies om de spanning te vergroten of verkleinen.
 Seguire queste istruzioni per aumentare o ridurre la tensione di bloccaggio.
 压力を増減するには次の手順に従います。
 遵照这些说明拧紧或拧松。
 다음 지침에 따라 장력을 높이거나 줄이십시오.

! WARNING

Impact Hazard!
Moving Parts can Crush and Cut.
 Raise to the full up position before removing equipment.
 Always adjust the lift tension to accommodate applied load.
 DO NOT add weight below minimum or above maximum weight capacities.
Failure to heed this warning may result in serious personal injury or property damage.



Las partes móviles pueden aplastar y cortar.
 Antes de retirar el equipo, póngalo en la posición más elevada.
 Ajuste siempre la tensión de elevación conforme a la carga aplicada.
 NO cargue el carro por debajo de su capacidad mínima ni por encima de su capacidad máxima de peso.
 Si no respeta esta advertencia, pueden producirse lesiones físicas graves y daños materiales.

Les parties en mouvement peuvent écraser et couper.
 Levez l'équipement au maximum avant de l'enlever.
 Réglez toujours la tension d'élévation afin de l'adapter à la charge appliquée.
 NE chargez PAS le chariot en dessous de la charge minimale ou au-dessus de la charge maximale.
 Il existe un risque de blessure corporelle ou d'endommagement matériel en cas de non respect de cet avertissement.

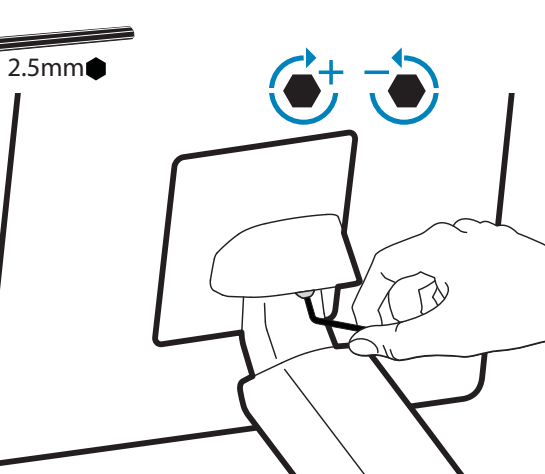

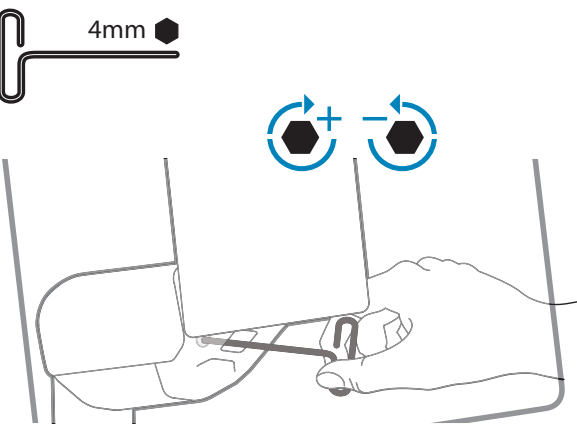
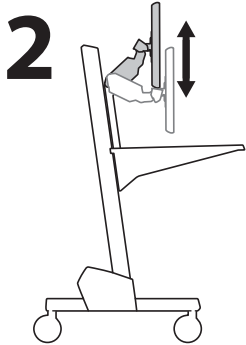
Bewegliche Teile können Quetschungen und Schnittverletzungen verursachen.
 Vor dem Entfernen von Geräten sollte eine aufrechte Position sichergestellt werden.
 Passen Sie die Lift-Spannung stets dem angebrachten Gewicht an.
 Achten Sie stets darauf, die Werte für Mindest- und Höchstgewicht NICHT zu unter- bzw. überschreiten.
 Die Missachtung dieser Warnung kann zu ernsthaften Verletzungen oder Sachschäden führen.

De bewegende delen kunnen kneuzingen en snijwonden veroorzaken.
 Zet de apparatuur voor verwijdering volledig overeind.
 Stel de liftspanning altijd af op de toegepaste belasting.
 De minimum of de maximum belastingcapaciteit NIET overschrijden.
 Als u deze instructie niet opvolgt, kan dat tot ernstig persoonlijk letsel en/of beschadiging van de apparatuur leiden.

Le parti mobili possono rompersi e tagliare.
 Sollevare sino alla massima altezza prima di rimuovere l'apparecchiatura.
 Regolare sempre la tensione di sollevamento per l'uso del carico applicato.
 NON aggiungere peso né sotto la portata minima né sopra quella massima.
 La mancata osservanza di questa avvertenza può causare infortuni gravi o danni alle cose.

可動部分が壊れた場合、人体などに損傷を与える可能性があります。
 機器を取り外す前に、一番上の位置まで上げてください。
 取り付ける機器の重量に合わせて、リフト張力を調整してください。
 積載物の重量は、最小積載重量より少なかったり、最大積載重量より多かたりしてはなりません。
 この指示を無視すると、重大な人体の怪我や機器の損傷を招く恐れがあります。

部件移 r_{rr}致 r_r和割 r_r。
 在取下 r_r之前先升至最高位置。
 r_r是 r_r升降 r_r力 r_r所施加的 r_r荷。
 所增重量不可低于其最小可承重量，也不可高于其最大可承重量。
 不留心此警告可能 r_r致 r_r重的人身 r_r害或 r_r环 r_r。



© 2010 Ergotron, Inc.
 All rights reserved.

While Ergotron, Inc. makes every effort to provide accurate and complete information on the installation and use of its products, it will not be held liable for any editorial errors or omissions (including those made in the process of translation from English to another language), or for incidental, special or consequential damages of any nature resulting from furnishing this instruction and performance of equipment in connection with this instruction. Ergotron, Inc. reserves the right to make changes in the product design and/or product documentation without notification to its users. For the most current product information, or to know if this document is available in languages other than those herein, please contact Ergotron. No part of this publication may be reproduced, stored in a retrieval system, or transmitted in any form or by any means, electronic, mechanical, photocopying, recording or otherwise without the prior written consent of Ergotron, Inc., 1181 Trapp Road, Eagan, Minnesota, 55121, USA. Patents Pending and Patented U.S. & Foreign. Ergotron is a registered trademark of Ergotron, Inc.

Americas Sales and Corporate Headquarters

St. Paul, MN USA
 (800) 888-8458
 +1-651-681-7600
 www.ergotron.com
 sales@ergotron.com

EMEA Sales

Amersfoort, The Netherlands
 +31 33 45 45 600
 www.ergotron.com
 info.eu@ergotron.com

APAC Sales

Tokyo, Japan
 www.ergotron.com
 apaccustomerservice@ergotron.com

Worldwide OEM Sales

www.ergotron.com
 info.oem@ergotron.com