

GAMING CHAIR MOD. YFRW-042920
RYUJI WHITE
SERIES 2500

USER'S MANUAL

MANUAL DE USUARIO

ERGONOMIC
DESIGN
DISEÑO ERGONÓMICO

BUTTERFLY
MECHANISM
MECANISMO MARIPOSA

SUPPORTS UP TO
330lbs
SOPORTA HASTA 150kg

SPECIFICATIONS

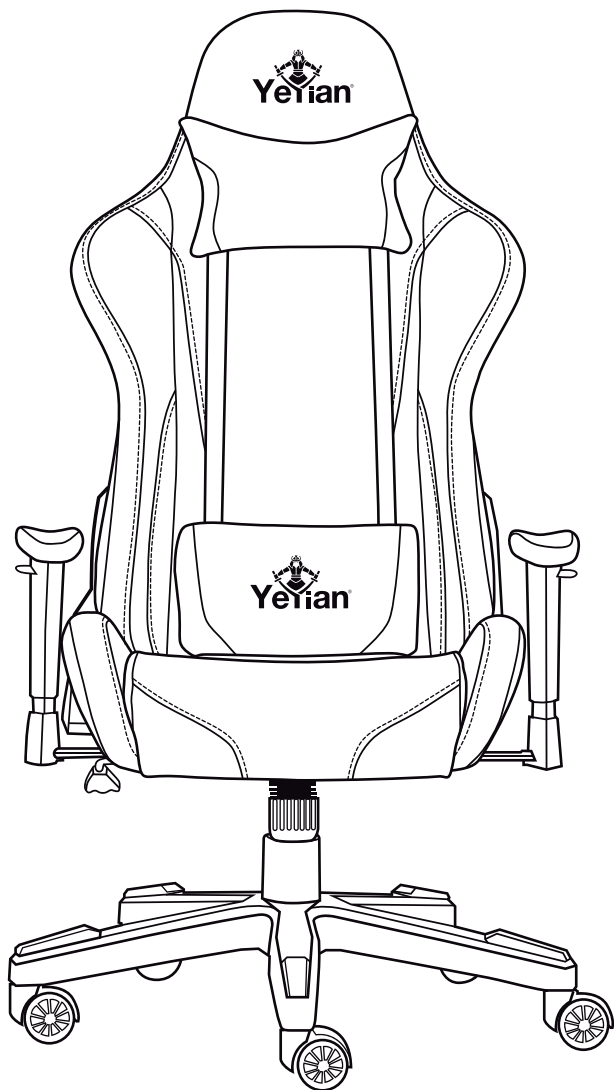
ESPECIFICACIONES



GAMING CHAIR MOD. YFRW-042920

RYUJI WHITE

SERIES 2500



SPECIFICATIONS / ESPECIFICACIONES

Product Size Tamaño del Producto	32.68 in * 25.60 in * 12.60 in (Packaging Size) 53.15 in * 21.26 in * 26.57 in (Chair Size) 830 mm * 650 mm * 320 mm (Tamaño de Embalaje) 1350 mm * 540 mm * 675 mm (Tamaño de Silla)
Product Material Material del Producto	Polyurethane, 1.5 mm Metal Frame, Nylon Poliuretano, Armazón Metálico de 1.5 mm, Nylon
Additional Adicionales	Armrest / Lumbar Cushion / Cervical Cushion Descansabrazos / Cojín Lumbar / Cojín Cervical
Design Diseño	Ergonomic Ergonómico
Mechanism Mecanismo	Butterfly Mariposa
Piston Piston	Class 4 Gas Gas Clase 4
Weight Capacity Capacidad de Peso	Supports up to 330 lbs Soporta hasta 150 kg
Weight Peso	48.8 lbs 19 kg

PIECES


PIEZAS




A
1 PIECE
1 PIEZA



B
1 PIECE
1 PIEZA



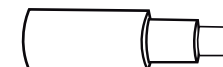
C
1 PIECE
1 PIEZA



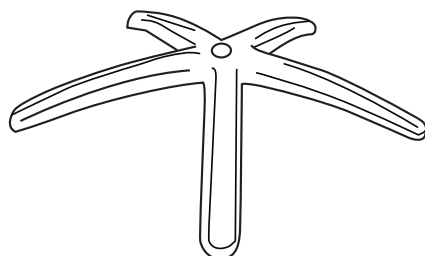
D
1 PIECE
1 PIEZA




E
1 PIECE
1 PIEZA



F
1 PIECE
1 PIEZA



G
5 PIECES
5 PIEZAS



H
10 PIECES
10 PIEZAS



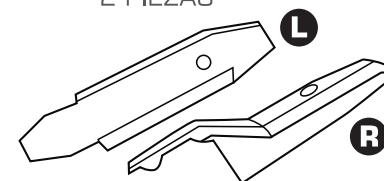
M8x20mm

I
4 PIECES
4 PIEZAS



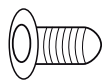
M8x25mm

J
2 PIECES
2 PIEZAS



To Screw the Mechanical Base of the Seat to the Chair
Para Atornillar la Base Mecánica del Asiento a la Silla

K
2 PIECES
2 PIEZAS



M5x8mm

L
1 PIECE
1 PIEZA



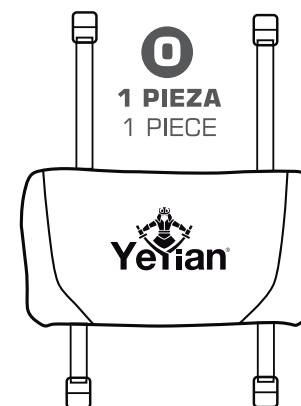
M
4 PIECES
4 PIEZAS



N
1 PIECE
1 PIEZA



O
1 PIECE
1 PIEZA



INSTALLATION

INSTALACIÓN

