

Q17357

GAMING HEADSET ROG DELTA GUNDAM LTD GAMING HEADSET

Quick Start Guide



Contents

English	3
繁體中文	4
日本語	5

GAMING HEADSET

ROG DELTA GUNDAM LTD GAMING HEADSET

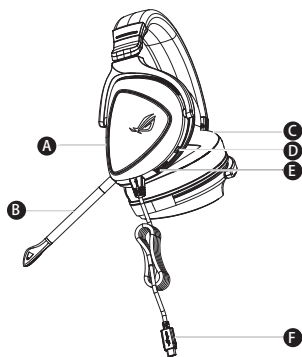
Package contents

- 1 x ROG Delta Gundam LTD gaming headset
- 1 x Type-C to USB adapter
- 1 x Quick Start Guide
- 1 x Warranty Notice
- 2 x ROG Hybrid ear-cushions
- 1 x Detachable Microphone

System requirements

- Windows® 10 / Windows® 8.1 / Windows® 7
- Internet connection (for downloading optional software)
- USB or Type-C port

Product Overview



- A. Aura Lighting area
- B. Detachable microphone
 - The LED indicator turns red when muted
- C. Changable ear cushion
- D. Aura light on/off
- E. Audio control wheel
 - Roll to control the volume
 - Press to mute the microphone
- F. Type-C connector

Getting started

To set up your ROG Delta Gundam LTD gaming headset:

1. Connect the headset to your device through the Type-C connector or Type-C to USB adapter.
2. Download the Aura software from <http://www.asus.com> and then install it on your computer.

電競耳機

ROG DELTA GUNDAM LTD GAMING HEADSET

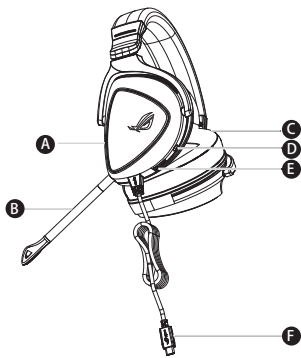
包裝內容物

- 1 x ROG Delta Gundam LTD 電競耳機
- 1 x Type-C® 轉 USB 轉接線
- 1 x 快速使用指南
- 1 x 保固卡
- 2 x ROG Hybrid 耳墊
- 1 x 可拆式麥克風

系統需求

- Windows® 10 / Windows® 8.1 / Windows® 7 作業系統
- 網路連線（用於下載選配軟體）
- USB 或 Type-C® 連接埠

產品概述



- A. Aura 燈效區
- B. 可拆式麥克風
LED 指示燈會在靜音時變為紅色
- C. 可拆式耳墊
- D. Aura 燈效（開啟 / 關閉）
- E. 音效控制滾輪
推動以調節音量
按下可將麥克風調至靜音
- F. Type-C® 接頭

開始設定

設定您的 ROG Delta Gundam LTD 電競耳機：

1. 透過 Type-C® 接頭或 Type-C® 轉 USB 轉接線將您的耳機連接至裝置。
2. 請至 <https://www.asus.com/tw> 下載 Armoury Crate 軟體（僅支援 Windows® 10），然後在電腦上進行安裝。

ゲーミングヘッドセット

ROG DELTA GUNDAM LTD GAMING HEADSET

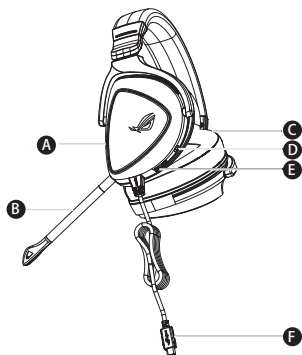
パッケージ内容

- ROG Delta Gundam LTD ゲーミングヘッドセット×1
- USB Type-C® - Type-A アダプター×1
- クイックスタートガイド×1
- 製品保証書×1
- ROG Hybrid イヤー Cushion×2
- 着脱式マイク×1

システム要件

- Windows® 10 / Windows® 8.1 / Windows® 7
- インターネット接続 (ソフトウェアインストール用)
- 1つ以上の空き USB Type-C® または Type-A ポート

機能



- A. AURA LED
- B. 着脱式マイク
ミュート時: マイク先端のLEDが赤色に点灯
- C. イヤー Cushion
- D. AURA LED スイッチ
- E. 音量調整ダイヤル
回転: 音量調整
押す: マイクミュート
- F. USB Type-C® コネクター

使用の手引き

セットアップ

1. USB Type-C® コネクターまたは付属のUSB Type-C® - Type-A アダプターを使用して、お使いのシステムに本製品を接続します。
2. PCでご利用の場合は、ASUS Web サイトから Armoury Crate (Windows® 10のみサポート) をダウンロードしてコンピューターにインストールします。

<https://www.asus.com>

Notices

Federal Communications Commission Statement

This device has been tested and found to comply with the limits for a Class B device, pursuant to Part 15 of the FCC Rules. These limits are designed to provide reasonable protection against harmful interference in a residential installation. This equipment generates, uses and can radiate radio frequency energy and, if not installed and used in accordance with manufacturer's instructions, may cause harmful interference to radio communications. However, there is no guarantee that interference will not occur in a particular installation. If this equipment does cause harmful interference to radio or television reception, which can be determined by turning the equipment off and on, the user is encouraged to try to correct the interference by one or more of the following measures:

- Reorient or relocate the receiving antenna.
- Increase the separation between the equipment and receiver.
- Connect the equipment to an outlet on a circuit different from that to which the receiver is connected.
- Consult the dealer or an experienced radio/TV technician for help.

CAUTION! Any changes or modifications not expressly approved by the grantee of this device could void the user's authority to operate the equipment.

Canada, Industry Canada (IC) Notices

This Class B digital apparatus complies with Canadian ICES-003 and RSS-210.

Operation is subject to the following two conditions: (1) this device may not cause interference, and (2) this device must accept any interference, including interference that may cause undesired operation of the device.

Canada, avis d'Industrie Canada (IC)

Cet appareil numérique de la classe B est conforme aux normes ICES-003 et RSS-210 du Canada.

Son utilisation est sujette aux deux conditions suivantes : (1) cet appareil ne doit pas créer d'interférences et (2) cet appareil doit tolérer tout type d'interférences, y compris celles susceptibles de provoquer un fonctionnement non souhaité de l'appareil.



电子电气产品有害物质限制使用标识要求：图中之数字为产品之环保使用期限。仅指电子电气产品中含有的有害物质不致发生外泄或突变从而对环境造成污染或对人身、财产造成严重损害的期限。

部件名称	有害物质					
	铅 (Pb)	汞 (Hg)	镉 (Cd)	六价铬 (Cr(VI))	多溴联苯 (PBB)	多溴二苯醚 (PBDE)
印刷电路板及其电子组件	×	○	○	○	○	○
外壳	○	○	○	○	○	○
外部信号连接头及线材	○	○	○	○	○	○
其它	×	○	○	○	○	○

本表格依据 SJ/T 11364 的规定编制。

○：表示该有害物质在该部件所有均质材料中的含量均在 GB/T 26572 规定的限量要求以下。

×：表示该有害物质至少在该部件的某一均质材料中的含量超出 GB/T 26572 规定的限量要求，然该部件仍符合欧盟指令 2011/65/EU 的规范。

备注：此产品所标示之环保使用期限，系指在一般正常使用状况下。

「產品之限用物質含有情況」之相關資訊，請參考下表：

單元	限用物質及其化學符號					
	鉛 (Pb)	汞 (Hg)	鎘 (Cd)	六價鉻 (Cr ⁺⁶)	多溴聯苯 (PBB)	多溴二苯醚 (PBDE)
印刷電路板及電子組件	—	○	○	○	○	○
外殼	○	○	○	○	○	○
其他及其配件	—	○	○	○	○	○
備考 1. "○" 係指該項限用物質之百分比含量未超出百分比含量基準值。						
備考 2. "—" 係指該項限用物質為排除項目。						

Accessories that came with this product have been designed and verified for the use in connection with this product. Never use accessories for other products to prevent the risk of electric shock or fire.

付属品は本製品専用です。本製品を使用の際には、必ず製品パッケージに付属のものをお使いください。また、付属品は絶対他の製品には使用しないでください。製品破損もしくは、火災や感電の原因となる場合があります。

Limitation of Liability

Circumstances may arise where because of a default on ASUS' part or other liability, you are entitled to recover damages from ASUS. In each such instance, regardless of the basis on which you are entitled to claim damages from ASUS, ASUS is liable for no more than damages for bodily injury (including death) and damage to real property and tangible personal property; or any other actual and direct damages resulted from omission or failure of performing legal duties under this Warranty Statement, up to the listed contract price of each product.

ASUS will only be responsible for or indemnify you for loss, damages or claims based in contract, tort or infringement under this Warranty Statement.

This limit also applies to ASUS' suppliers and its reseller. It is the maximum for which ASUS, its suppliers, and your reseller are collectively responsible.

UNDER NO CIRCUMSTANCES IS ASUS LIABLE FOR ANY OF THE FOLLOWING: (1) THIRD-PARTY CLAIMS AGAINST YOU FOR DAMAGES; (2) LOSS OF, OR DAMAGE TO, YOUR RECORDS OR DATA; OR (3) SPECIAL, INCIDENTAL, OR INDIRECT DAMAGES OR FOR ANY ECONOMIC CONSEQUENTIAL DAMAGES (INCLUDING LOST PROFITS OR SAVINGS), EVEN IF ASUS, ITS SUPPLIERS OR YOUR RESELLER IS INFORMED OF THEIR POSSIBILITY.

REACH

Complying with the REACH (Registration, Evaluation, Authorisation, and Restriction of Chemicals) regulatory framework, we published the chemical substances in our products at ASUS REACH website at <http://csr.asus.com/english/REACH.htm>.



DO NOT throw this product in municipal waste. This product has been designed to enable proper reuse of parts and recycling. The symbol of the crossed out wheeled bin indicates that the product (electrical, electronic equipment and mercury-containing button cell battery) should not be placed in municipal waste. Check local regulations for disposal of electronic products.



DO NOT throw this product in fire. DO NOT short circuit the contacts. DO NOT disassemble this product.

ASUS Recycling/Takeback Services

ASUS recycling and takeback programs come from our commitment to the highest standards for protecting our environment. We believe in providing solutions for you to be able to responsibly recycle our products, batteries, other components, as well as the packaging materials. Please go to <http://csr.asus.com/english/Takeback.htm> for the detailed recycling information in different regions.

VCCI: Japan Compliance Statement

VCCI Class B Statement

警告 VCCI 準拠クラス B 機器 (日本)

この装置は、情報処理装置等電波障害自主規制協議会 (VCCI) の基準に基づくクラスB情報技術装置です。この装置は、家庭環境で使用することを目的としていますが、この装置がラジオやテレビジョン受信機に近接して使用されると、受信障害を引き起こすことがあります。

取扱説明書に従って正しい取り扱いをして下さい。

NCC 警語

無線設備的警告聲明

取得審驗證明之低功率射頻器材，非經核准，公司、商號或使用者均不得擅自變更頻率、加大功率或變更原設計之特性及功能。低功率射頻器材之使用不得影響飛航安全及干擾合法通信；經發現有干擾現象時，應立即停用，並改善至無干擾時方得繼續使用。前述合法通信，指依電信管理法規定作業之無線電通信。低功率射頻器材須忍受合法通信或工業、科學及醫療用電波輻射性電機設備之干擾。

KC: Korea Warning Statement



R-R-MSQ-RDGD



CE Marking

This is a Class B product, in a domestic environment, this product may cause radio interference, in which case the user may be required to take adequate measures.



RED

"Hereby, ASUSTeK COMPUTER INC. declares that this headset is in compliance with the essential requirements and other relevant provisions of Directive 2014/53/EU."

Горячая линия Службы технической поддержки в России:

Бесплатный федеральный номер для звонков по России:

8-800-100-2787

Номер для пользователей в Москве:

+7(495)231-1999

Время работы: Пн-Пт, 09:00 - 21:00 (по московскому времени)

Официальные сайты ASUS в России:

www.asus.ru

www.asus.com/ru/support

FCC COMPLIANCE INFORMATION

Per FCC Part 2 Section 2.1077



Responsible Party: Asus Computer International
Address: 48720 Kato Rd, Fremont, CA 94538.
Phone/Fax No: (510)739-3777/(510)608-4555

hereby declares that the product

Product Name : ROG Delta
Model Number : ROG Delta/SR/UBW/AS/ROG Delta White/
ROG DELTA GUNDAM LTD

compliance statement:

This device complies with part 15 of the FCC Rules. Operation is subject to the following two conditions: (1) This device may not cause harmful interference, and (2) this device must accept any interference received, including interference that may cause undesired operation.

Ver. 180620



ASUS Contact information

ASUSTeK COMPUTER INC.

Address 1F., No. 15, Lide Rd., Beitou Dist., Taipei City 112, Taiwan
Telephone +886-2-2894-3447
Fax +886-2-2890-7798
Web site www.asus.com

Technical Support

Telephone +86-21-38429911
Fax +86-21-5866-8722, ext. 9101#
Online support <http://qr.asus.com/techserv>

ASUS COMPUTER INTERNATIONAL (America)

Address 48720 Kato Rd., Fremont, CA 94538, USA
Telephone +1-510-739-3777
Fax +1-510-608-4555
Web site <http://www.asus.com/us/>

Technical Support

Support fax +1-812-284-0883
Telephone +1-812-282-2787
Online support <http://qr.asus.com/techserv>

ASUS COMPUTER GmbH (Germany and Austria)

Address Harkort Str. 21-23, D-40880 Ratingen, Germany
Fax +49-2102-959931
Web site <http://www.asus.com/de>
Online contact <http://eu-rma.asus.com/sales>

Technical Support

Telephone +49-2102-5789555
Support Fax +49-2102-959911
Online support <http://qr.asus.com/techserv>



©SOTSU · SUNRISE

