

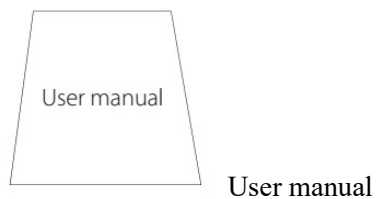
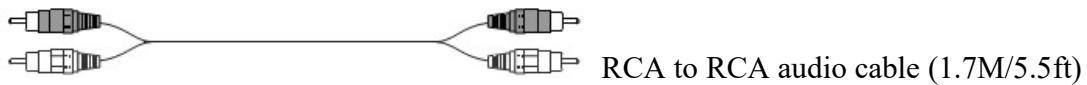
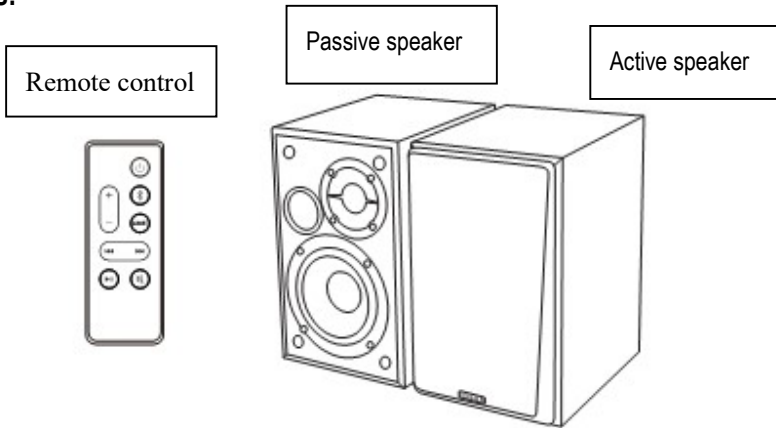
# R1580MB

## Multimedia Speaker

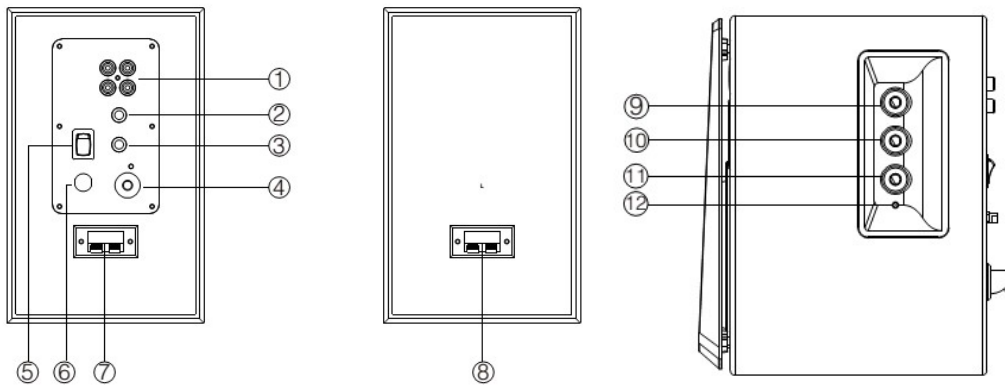
User manual

### Page 1: What's in the Box

Box Contents:

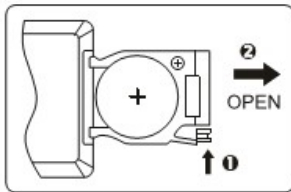
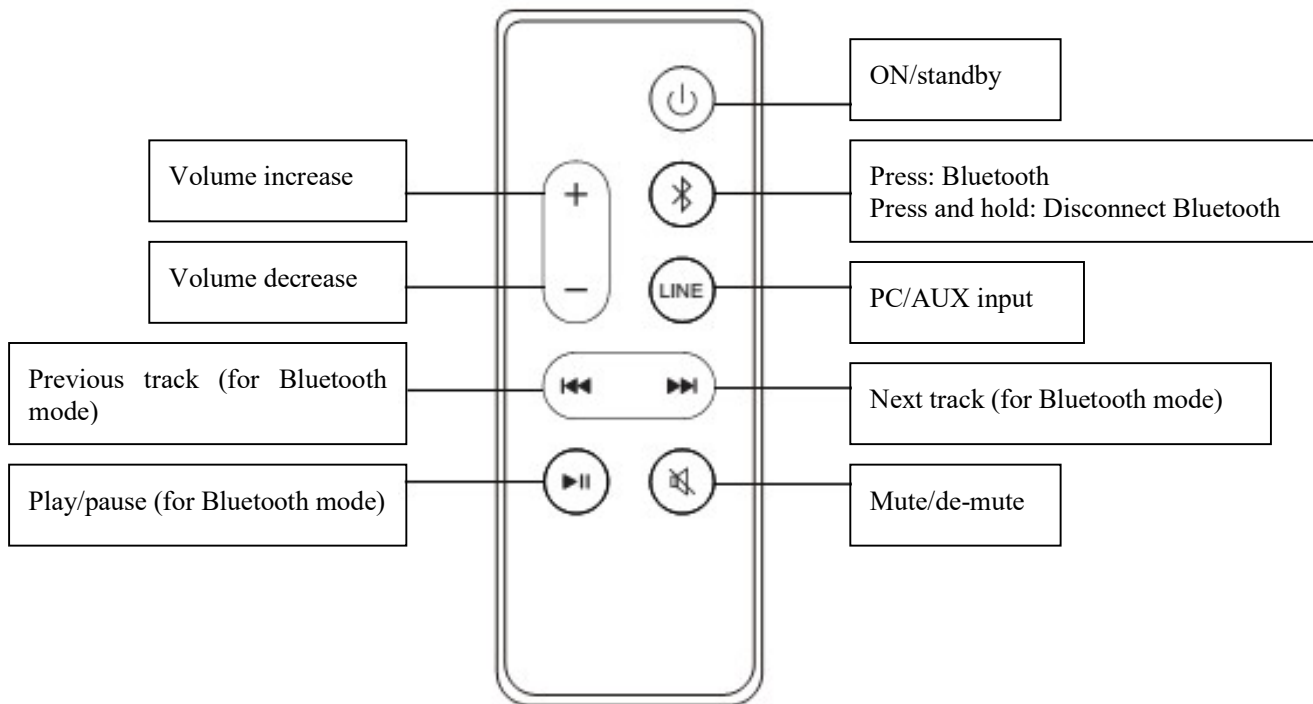


## Page2 Speaker control



1. PC/AUX input
2. MIC1 port
3. MIC2 port
4. Bass volume knob
5. Power switch
6. Power cable
7. Connect to passive speaker
8. Connect to active speaker
9. Microphone volume adjustment
10. PC/AUX/Bluetooth volume adjustment
11. Master volume knob  
Press: audio source mode selection  
Press and hold: disconnect Bluetooth under Bluetooth mode; enter standby under other modes
12. Power indicator  
Green: AUX/PC mode  
Blue: Bluetooth mode

## Page 3 Remote control



**Battery loading:**  
Please refer to the illustration to open the battery compartment, insert the CR 2025 battery and close the compartment.

### Note:

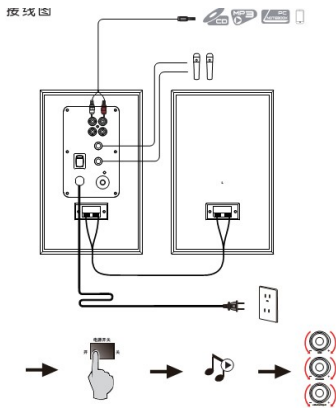
1. Do not place the remote control in places that are hot and humid.
2. Do not charge the batteries.
3. Remove the batteries when unused for a long period of time.
4. The battery should not be exposed to excessive heat such as direct sun, fire or similar.
5. Danger of explosion if battery is incorrectly replaced. Replace only with the same or equivalent type.



### WARNING!

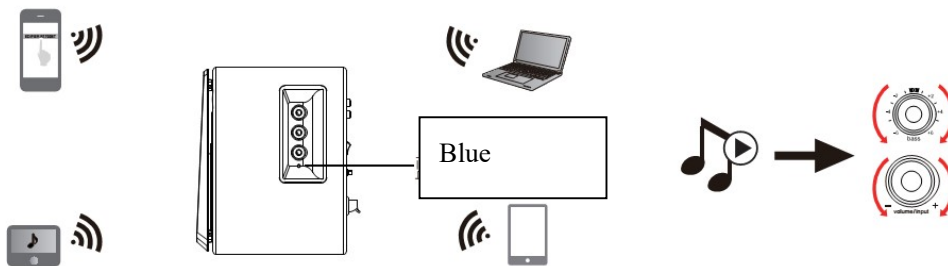
1. Don't swallow the battery; danger of chemical burn.
2. The product includes a wafer battery. Swallowing this battery may lead to injury or death. Do not place the new or old battery where children can get to it.
3. Don't use the product if the battery cover is missing or not closed, and keep the remote inaccessible to children.
4. Please go to the hospital immediately if the battery is swallowed.


## Page 4 Connection



1. Connect the speakers with the speaker connecting cable.
2. Connect audio source (mobile phone, tablet etc.) to PC IN/AUX IN input on the active speaker rear panel using the included audio cable, LED indicator will turn green.
3. Connect to power source and turn on the speaker, power indicator is lit.
4. Play music and adjust volume to a comfortable level.
5. R1580MB can be connected to microphone. Insert microphone into MIC1/MIC2 port on the active speaker rear panel and adjust the volume with MIC volume adjustment knob.

## Page 5 Bluetooth operation



1. Press the master volume knob on the active speaker or  on the remote control to select Bluetooth mode, LED indicator will turn blue.
2. Set your Bluetooth device (mobile phone, tablet etc.) to search and connect "EDIFIER R1580MB".

Note:

- \* The Bluetooth on R1580MB can only be searched and connected after the speaker switched into Bluetooth mode. The existing Bluetooth connection will be disconnected once the speaker is switched into other audio inputs. When the speaker is switched back to Bluetooth mode, the speaker will try to connect to the last connected Bluetooth audio source device.
- \* Pin code is "0000" if it is needed.
- \* To enjoy all Bluetooth functions of this product, please ensure your audio source device has A2DP and AVRCP profile.
- \* Bluetooth connectivity and compatibility may be different between different source devices, depending on the software versions of source devices.

## Page 5 Bluetooth operation

### Specifications

Power output:	R/L: 21W + 21W
Noise level:	$\leq 25\text{dB(A)}$
Frequency response:	55Hz~20KHz
Microphone dynamic range:	-50~30dBV
Input sensitivity:	PC: $700 \pm 50\text{mV}$ AUX: $550 \pm 50\text{mV}$ Bluetooth: $550 \pm 50\text{mFFs}$
Treble unit:	$\frac{1}{2}$ inch (13mm)
Mid-range and bass unit:	4 inch (116mm)
Bluetooth version:	V4.0, A2DP and AVRCP protocol
Input type:	Microphone/AUX/PC/Bluetooth